



ಬೃಹತ್ ಬೆಂಗಳೂರು ಮಹಾನಗರ ಪಾಲಿಕೆ  
Bruhat Bengaluru Mahanagara Palike



# BBMP COVID-19 WAR ROOM 09.05.2023

BBMP / COVID-19 WAR ROOM / BULLETIN – 1142/ 09.05.2023 / #BBMPfightsCOVID19



# OVERVIEW OF COVID-19 IN BENGALURU



## CASE TRENDS

ACTIVE CASES

287

Confirmed Cases

43

18,86,212<sup>#</sup>

Recovered Cases

92

18,68,925<sup>#</sup>

Death Cases

0

17,000<sup>#</sup>



## HOSPITALIZATION

22

ICU – V

1

ICU

2

HDU

2

General

17

INCLUDES GOVT. QUOTA AND PRIVATE WALK-IN HOSPITALIZATION



## VACCINATION

7

2,07,00,409<sup>#</sup>

First Dose

4

96,89,812<sup>#</sup>

Second Dose

1

95,11,560<sup>#</sup>

Precaution Dose

2

14,99,037<sup>#</sup>



## TRIAGING

MTU

5

Tele Triage

35



## ACTIVE CZs

0

MCZs (< 5 cases)

0

Clusters (> 5 cases)

0



## TESTING

4,609

3,23,68,027<sup>#</sup>

RAT

1,981

RTPCR

2,628

Positivity :1.47%

\*FOR LAST 7 DAYS

# : indicates cumulative numbers till date



# ABSTRACT OF COVID-19 SCENARIO IN BENGALURU


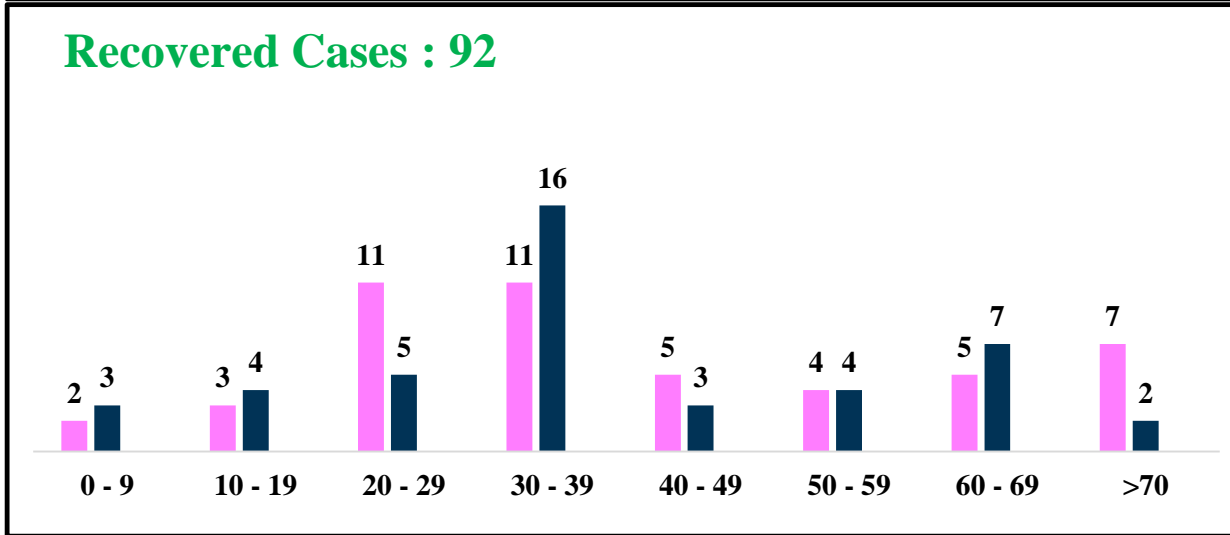
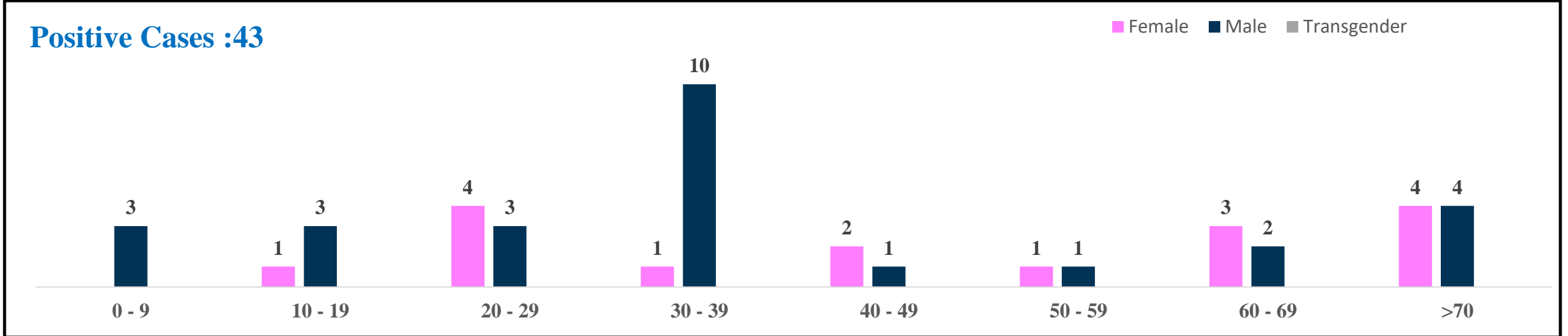


	MALE			FEMALE			TRANSGENDER			TOTAL		
	Last 24 Hours	Last 7 Days	Cumulative	Last 24 Hours	Last 7 Days	Cumulative	Last 24 Hours	Last 7 Days	Cumulative	Last 24 Hours	Last 7 Days	Cumulative
<b>Positive Cases</b>	27	233	11,11,668	16	220	7,74,348	0	0	196	43	453	18,86,212
<b>Recovered Cases</b>	44	381	10,99,182	48	390	7,68,613	0	0	187	92	771	18,68,925
<b>Death Cases</b>	0	3	10,769	0	0	6,227	0	0	4	0	3	17,000
<b>Total Tests Done</b>	<b>In Last 24 hrs. : 4,609</b>			<b>In last 7 days : 30,800</b>			<b>Cumulative : 3,23,68,027</b>					
<b>Vaccine Doses Administered</b>	<b>In Last 24 hrs. : 7</b>			<b>In last 7 days : 76</b>			<b>Cumulative : 2,07,00,409</b>					
<b>ACTIVE CASES</b>							<b>287</b>					

\*Covid deaths occurred today : 00 | Covid deaths occurred beyond last 24hrs., reported today : 00



# LAST 24 HOURS AGE GROUP AND GENDER WISE DISTRIBUTION

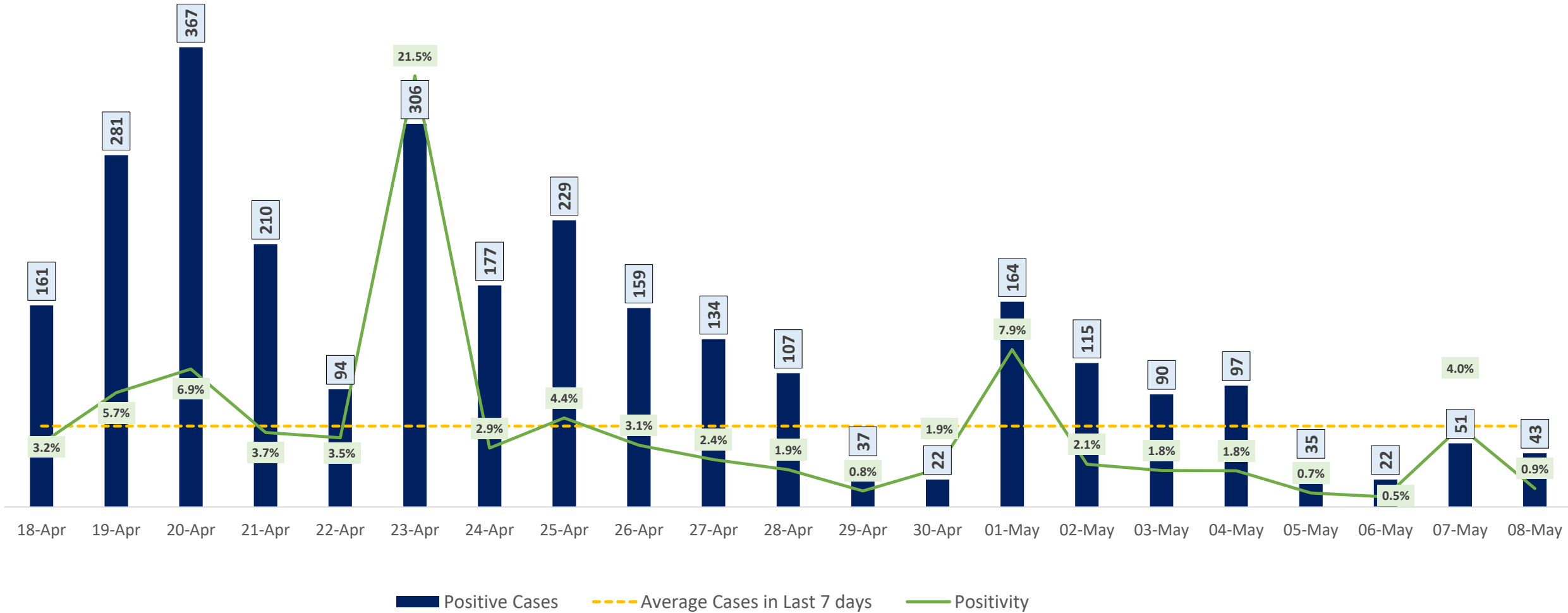




# POSITIVITY RATE OF BENGALURU – LAST 21 DAYS



Average Cases in Last 7 days : 65

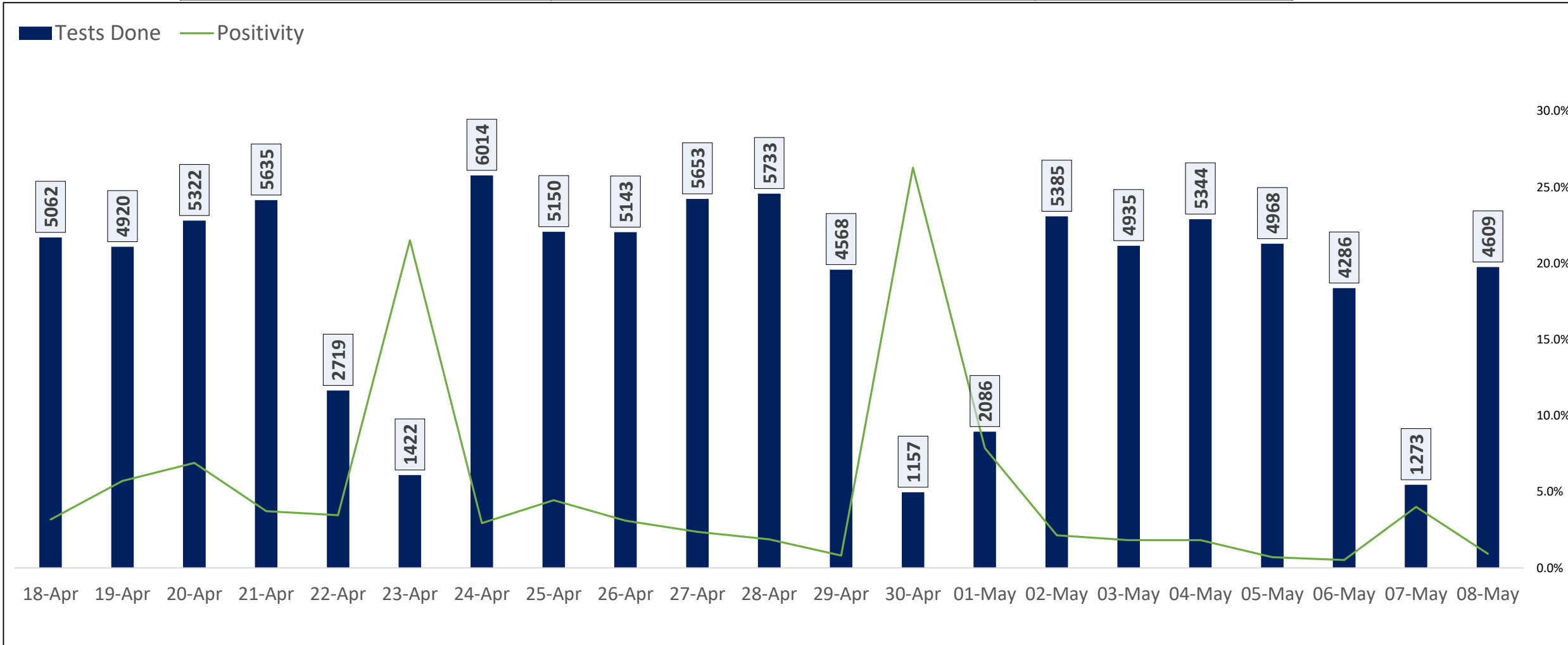




# TESTING TRENDS IN BENGALURU

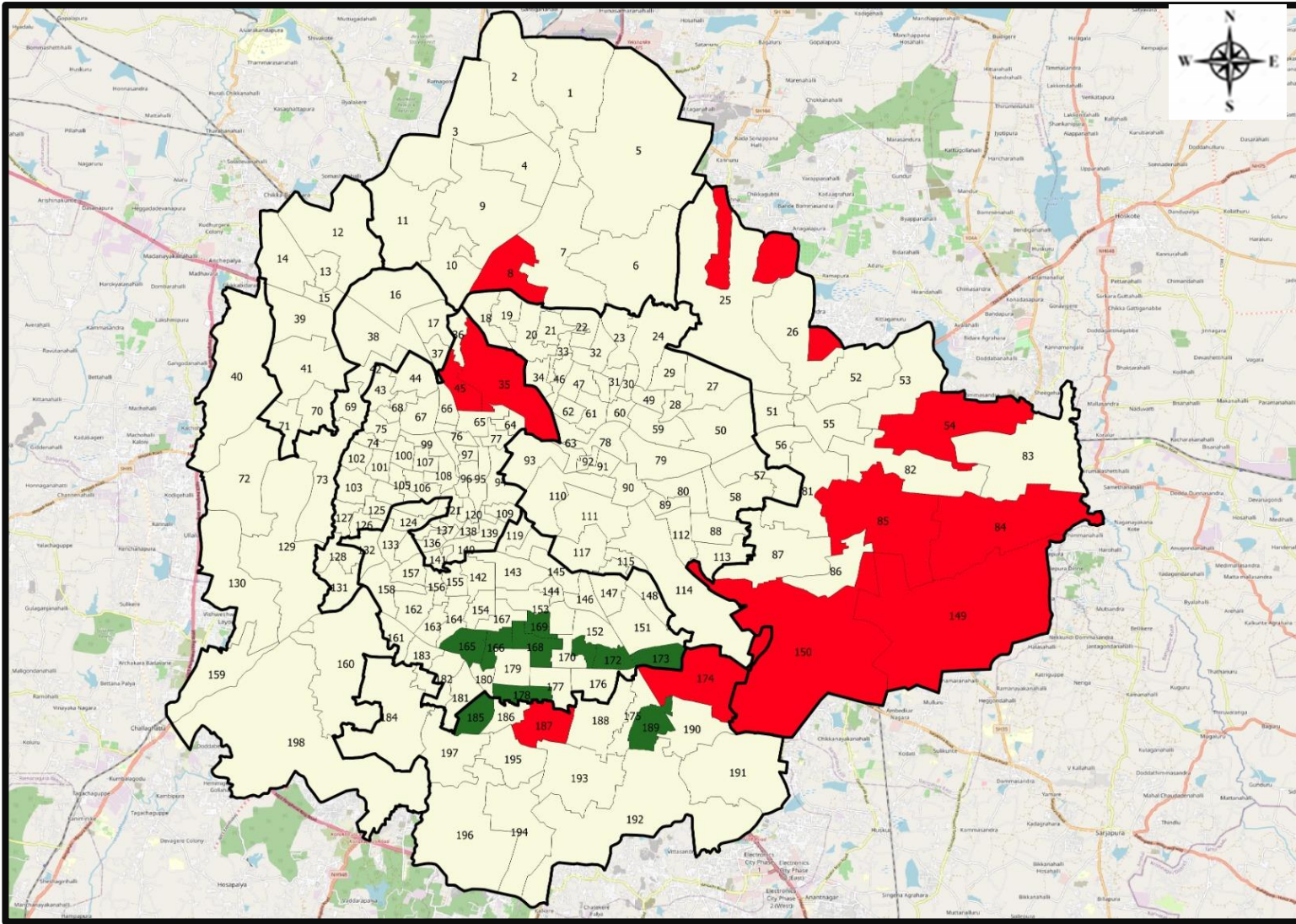


Total Test Conducted Till Date	Test Conducted Last 24 hours	Last 7 Days Average
3,23,68,027	4,609	4,400





# BENGALURU URBAN MAP SHOWING TREND OF POSITIVE CASES IN LAST 7 DAYS



### Top 10 wards reporting highest number of positive cases in last 10 days

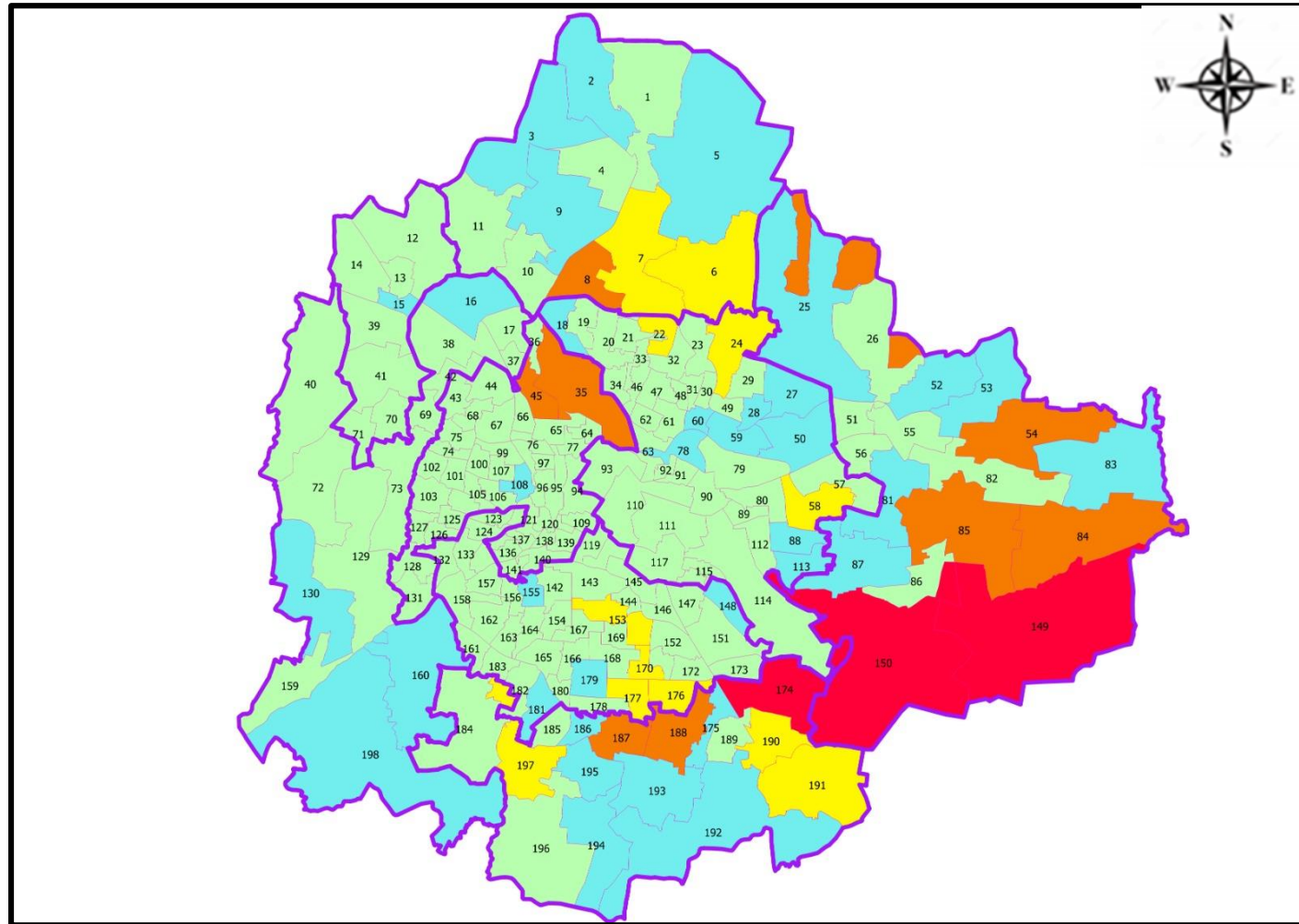
Ward No.	Ward Name	Daily Cases Average
150	Bellanduru	4
174	HSR Layout	3
149	Varthuru	2
54	Hudi	1
84	Hagadur	1
85	Dodda Nekkundi	1
8	Kodigehalli	1
35	Aramane Nagar	1
45	Malleswaram	1
187	Puttenahalli	1







### Top 10 wards reporting least number of positive cases in last 7 days

Ward No.	Ward Name	Daily Cases Average
189	Hongasandra	0
185	Yelchenahalli	0
178	Sarakki	0
173	Jakkasandra	0
172	Madivala	0
171	Gurappanapalya	0
169	Byrasandra	0
168	Pattabhiram Nagar	0
166	Karisandra	0
165	Ganesh Mandiara Ward	0



# BENGALURU MAP SHOWING INTENSITY OF POSITIVE CASES IN LAST 7 DAYS



-  **Level 1 : 0 to 1 Cases**
-  **Level 2 : 1 to 3 Cases**
-  **Level 3 : 3 to 5 Cases**
-  **Level 4 : 5 to 10 Cases**
-  **Level 5 : More than 10 Cases**
-  **Zone Boundaries**

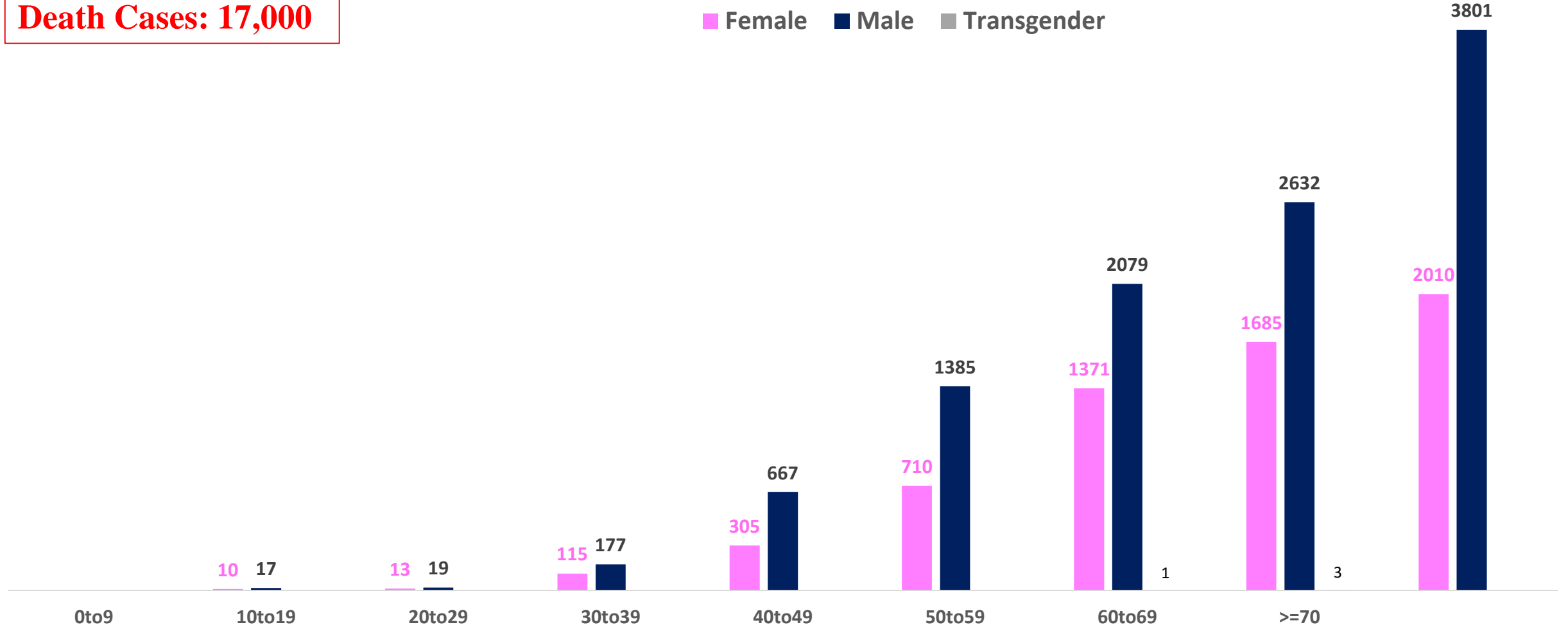




# AGE AND GENDER WISE DISTRIBUTION OF DEATH CASES



**Death Cases: 17,000**





# SNAPSHOT OF COVID-19 CASES IN BENGALURU URBAN



**Total Wards With  
< = 5 Cases\* :  
180**

**Tests Conducted  
on 08.05.2023:  
4,609**

**Recovery  
Rate\*:  
99.08%**

**Total  
Active Cases :  
287**

**Total Vaccinated  
on 08.05.2023:  
7**

**Positivity  
Rate\* :  
1.47%**

**Active  
Rate\*:  
0.02%**

**Case  
Fatality Rate\* :  
0.66%**





\*Total positive cases In the past 7 days

\*CFR and positivity is for Past 7 days



ಬೃಹತ್ ಬೆಂಗಳೂರು ಮಹಾನಗರ ಪಾಲಿಕೆ  
Bruhat Bengaluru Mahanagara Palike



<b>Download BBMP Bulletin</b>	<a href="https://apps.bbmpgov.in/covid19/mediabulletin.php">https://apps.bbmpgov.in/covid19/mediabulletin.php</a>
<b>To register for vaccination :</b>	<a href="https://selfregistration.cowin.gov.in/">https://selfregistration.cowin.gov.in/</a>
<b>BBMP COVID19 Dashboard:</b>	<a href="https://apps.bbmpgov.in/covid19/">https://apps.bbmpgov.in/covid19/</a>
<b>Follow us on:</b>	 <a href="http://www.facebook.com/bbmp.comm1/">www.facebook.com/bbmp.comm1/</a>
	 <a href="https://twitter.com/BBMPCOMM">twitter.com/BBMPCOMM</a>
	  <a href="https://www.instagram.com/BBMPSplHealth">BBMPSplHealth</a>

Issued by:

Honorable Chief Commissioner, BBMP  
Special Commissioner Health, BBMP  
MD, Bengaluru Smart City Limited

**THANK YOU !**

